

NOBO CONTROLS

RECEIVER RS 700

N: Mottaker RS 700
GB: Receiver RS 700

Glen Dimplex Nordic AS

Havnegata 24, NO-7500 Stjørdal
Phone: +47 74 82 91 00 Fax: +47 74 82 91 01 E-mail: email@glendimplex.no

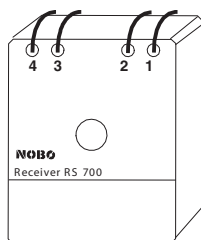


Fig. 1

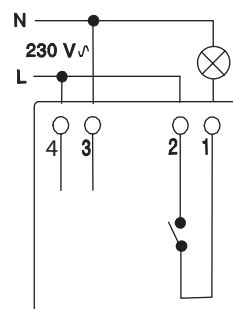


Fig. 2

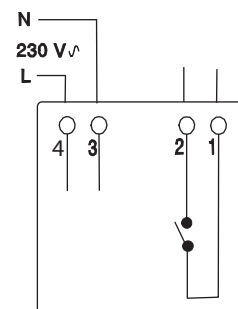


Fig. 3

NORSK

GENERELT

Mottakeren brukes til direkte styring av last. Den kan også styre tekniske apparater, reléer og kontaktorer, se fig. 2, samt anvendes for potensialfrie koblinger, se fig. 3.

Mottakerens relékontakt kan benyttes både som NC og NO. Dette velges når mottakeren tilknyttes i sentralenheten. Standardinnstilling er NC.

TEKNISKE DATA

Mål:(B x L x H).....: 53 x 57 x 28mm
Driftsspenning.....: 230VAC - 50 Hz
Koblingsevne resistiv.....: 10A
Koblingsevne reaktiv.....: 4A
Kapslingsgrad.....: IPX0

TILKOBLINGER

Klemme 1 og 2: Relékontakt
Klemme 3 og 4: Driftsspenning

MONTERING

Mottakeren monteres i veggboкс eller koblingsboкс.
Klistre medfølgende mottakerkode inn i mottakeroversikten bak i sentralenhetens bruksanvisning for bruk ved programmering av sentralenheten.



SAMSVARSERKLÆRING (DoC).

Glen Dimplex Nordic AS erklærer herved at utstyret som er beskrevet i denne anvisningen (RS 700) oppfyller alle vesentlige krav og andre relevante bestemmelser i EU- direktiv 1999/5/EF.
Ved behov for kopi av DoC kan forespørsel sendes til: email@glendimplex.no

ENGLISH

GENERAL

The receiver is used for direct control of electric loads. It can also be used for controlling technical appliances, relays and contactors, see fig. 2. It can also be used for potential-free connections, see fig. 3. The receiver's relay contact can be used both as NC and NO. This function is selected when the receiver is linked in at the transmitter unit. Standard value is NC.

TECHNICAL DATA

Dimensions:(W x L x H).....: 53 x 57 x 28mm
Operating voltage.....: 230VAC - 50 Hz
Connectability, resistive.....: 10A
Connectability reactive.....: 4A
Enclosure class.....: IPX0

CONNECTORS

Terminals 1 and 2: Relay contact
Terminals 3 and 4: Operating voltage

ASSEMBLY

The receiver is mounted in the wall box or the junction box.
Stick the accompanying code label in the back of the central unit's user manual, for use when programming the central unit.



DECLARATION OF CONFORMITY (DoC).

Glen Dimplex Nordic AS declares that the equipment described in this user guide (RS 700), is in compliance with the essential requirements and other relevant provisions of EU Directive 1999/5/EC (R&TTE).
If you require a copy of the original signed DoC, please send an E-mail to: email@glendimplex.no